

Receiving Copy

Office of the ASAC for  
Finance & Comptrollership  
DATE: 3-17-15  
BY: pg/vllc

### PHYSICAL PERFORMANCE REPORT

As of December 31, 2014

Department/Agency: Department of the Interior and Local Government - Bureau of Fire Protection (DILG-BFP)

Key Programs/Activities/ Projects (PI/As)  (1)	Performance Indicators (PIs)  (2)	Physical Target		Actual	Percentage (%) of Accomplishment	Reason for Under/ Over Performance (Variance)  (7)
		FY 2014 (Annual)  (3)	Jan- <del>Dec</del> 2014  (4)	As of December 31, 2014  (5)	(6)=(5) / (4)	
MFO1: Fire Prevention Services  - Fire Safety Inspection of Buildings and Establishments	Quantity 1: % of buildings/establishments inspected out of the total number of buildings and establishments inspected	87% or 824,407 establishments out of 947,595 total no. of establishments	87% or 708,990 establishments out of 814,932 total number of target establishments to be inspected	99.98% or 947,414 actually inspected out of 947,595 target establishments nationwide	Exceeded target by 12.98%	No less than 10% of all buildings/ structures affected by fire are FSIC-rated since out of 7,597 fire incidents affecting building/structures, 69.52% or 5,281 are classified as residential occupancies which do not require FSIC.  A total of 788,300 out of 947,414 establishments were inspected and subsequently issued with FSIC within the prescribed time frame from the receipt of Inspection Order (IO) by the Fire Safety Inspector (FSI) of 3 1/2 days.
	Quality 1: % of fires that occur in Fire Safety Inspection Certificate (FSIC)-rated buildings or structures	86%	86%	1.03%	Exceeded target by 84.97%	
	Time-liness 1: No. of buildings/structures inspected w/in the prescribed time frame from the receipt of Inspection Order (IO) by the Fire Safety Inspector (FSI)	80%	80%	83.20%	Exceeded target by 3.20%	

Department of the Interior and Local Government  
PLANNING SERVICE  
**RECEIVED**  
Name: Buboy  
Date: MAR 17 2015  
Time: 11:55 AM


## PHYSICAL PERFORMANCE REPORT

As of December 31, 2014


Department/Agency: Department of the Interior and Local Government - Bureau of Fire Protection (DILG-BFP)

Key Programs/Activities/ Projects (P/A/Ps)	Performance Indicators (PIs)	Physical Target		Actual	Percentage (%) of Accomplishment	Reason for Under/ Over Performance (Variance)
		FY 2014 (Annual)	Jan- <del>Dec</del> , 2014	As of December 31, 2014		
		(3)	(4)	(5)	(6)=(5) / (4)	
<b>MFO2: Fire Suppression and Investigation Services</b>  - Fire Suppression Activities	Quantity 1: Number of fire and related emergency/rescue calls responded nationwide	8,668	6,583	7,579 fire incidents and 4,667 fire-related emergency/rescue calls were responded nationwide	<b>Reduction of 12.56% in fire incidents and 1.31% EMS/ Rescue in responses</b>	Out of 15,104 fire incidents responded by BFP only 50.17% or 7,579 are structural fires, the rest are either grass, rubbish, forest and electrical post fires, and the rest are vehicular or transport-related fires.
	Quality 1: % of fire calls with low level of alarm (up to 3rd alarm) out of the total no. of fire calls responded nationwide	86%	86%	89%	<b>Exceeded target by 3%</b>	
	Time-liness 1: % of fire calls responded within 5-7 minutes and emergency medical services and rescue calls within 10 mins. in NCR	87% or 3,830 responses out of the projected 4,353 fire incidents in NCR	87% or 2,358 responses out of the projected 3,135 fire incidents in NCR	85%	<b>Below target of 2%</b>	


Prepared by:

  
**SUPT MANUEL M. MANUEL**  
 OIC, Directorate for Plans and Standards Development  
 Date:

In Coordination with:

  
**SR SUPT MARIO SOCORRO C. TIMONERA, RME, MBA, MPA, PME**  
 Director for Comptrollership  
 Date:

Approved:

  
**CSUPT ARIEL A. BARAYUGA, CEO VI**  
 Officer-In-Charge, BFP  
 Date: