

MONTHLY REPORT OF DISBURSEMENTS
As of DECEMBER 2017


CONSOLIDATED


Department : Department of the Interior and Local Government (DILG)
 Agency : Bureau of Fire Protection (BFP)
 Operating Unit : REGION 1-12, CARAGA, ARMM, CAR, NCR, NIR & NHQ
 Organization Code (UACS) : 14 002 00 00000
 Funding Source Code (as clustered) : Fund Cluster 01 - Regular Agency Fund


PARTICULARS	CURRENT YEAR BUDGET				PRIOR YEAR'S BUDGET								SUB-TOTAL	TRUST LIABILITIES				GRAND TOTAL				REMARKS		
	PS	MOOE	CO	TOTAL	PRIOR YEAR'S ACCOUNTS PAYABLE				CURRENT YEAR'S ACCOUNTS PAYABLE					TOTAL	PS	MOOE	CO	TOTAL	PS	MOOE	CO		TOTAL	
					PS	MOOE	CO	Sub-Total	PS	MOOE	CO	Sub-Total												PS
1	2	3	5	6=(2+3+5)	7	8	10	11=(7+8+10)	12	13	15	16	17=(11+16)	18=(6+17)	19	20	21	(19+20)	23	24	26	27=(23+24+26)	28	
Cash Allocation (NCA)																								
Checks Issued	323,901,825.82	386,417,063.64	434,162,983.52	1,154,481,872.98	1,964,028.99	10,412,137.54	17,338,691.74	29,714,858.27	659,445.72	151,537,701.53	91,559,565.19	243,756,712.44	273,471,570.71	1,427,953,443.69	-	-	-	-	326,525,300.53	558,366,902.71	543,061,240.45	1,427,953,443.69		
Advice to Debit Account	11,895,551,526.39	694,754,231.06	107,879,104.06	12,688,184,861.51	75,370,347.76	19,565,443.53	1,559,779.70	96,495,570.99	9,297.00	152,992,787.78	595,390,758.35	748,392,843.13	844,888,414.12	13,533,073,275.63	-	-	-	-	11,970,931,171.15	857,312,462.37	704,629,642.11	13,533,073,275.63		
Working Fund (NCA Issued to BTr)	-	-	-	-	-	-	-	-	-	-	-	-	-	-	-	-	-	-	-	-	-	-	-	
Tax Remittance Advices Issued (TPA)	621,345,606.21	26,574,033.01	286,825.00	648,206,464.22	237,900.60	1,668,835.99	702,370.18	2,609,106.77	41,000.00	11,499,077.74	8,441,128.15	19,981,205.89	22,590,312.66	670,796,776.88	-	-	-	-	621,624,506.81	39,741,946.74	9,430,323.33	670,796,776.88		
Cash Disbursement Ceiling (CDC)	-	-	-	-	-	-	-	-	-	-	-	-	-	-	-	-	-	-	-	-	-	-	-	
Non-Cash Availment Authority (NCAA)	-	-	-	-	-	-	-	-	-	-	-	-	-	-	-	-	-	-	-	-	-	-	-	
Others (CDT, BTr Docs Stamp, etc.)	-	-	-	-	-	-	-	-	-	-	-	-	-	-	-	-	-	-	-	-	-	-	-	
TOTAL	12,840,788,958.42	1,107,745,327.71	542,328,912.58	14,490,873,198.71	77,572,277.35	31,646,417.06	19,600,841.62	128,819,536.03	709,742.72	316,029,567.05	695,391,451.69	1,012,130,761.46	1,140,950,297.49	15,631,823,496.20	-	-	-	-	12,919,080,978.49	1,455,421,311.81	1,257,321,205.89	15,631,823,496.19		

SUMMARY:

	Previous Report	This Month	As of Date	Previous Report	This Month	As of Date
Total Disbursement Authorities Received						
NCA	13,655,129,730.00	1,472,308,231.00	15,127,437,961.00	Total Disbursements Program	14,260,042,788.74	1,538,191,949.04
Working Fund	-	-	-	Less: *Actual Disbursements	13,872,586,987.68	1,759,236,508.52
TRA	604,913,058.74	65,883,718.04	670,796,776.78	(Over) Under spending	387,455,801.06	(221,044,559.48)
CDC	-	-	-			
NCAA	-	-	-			
Others (CDT, BTr Docs Stamp, etc.)	-	-	-			
Balance of Transfer Allocations (NTA) Issued	14,260,042,788.74	1,538,191,949.04	15,798,234,737.78			
Disbursement Authorities Available	14,260,042,788.74	1,538,191,949.04	15,798,234,737.78			
Less: Lapsed NCA Disbursements*	19,465,202.74	146,946,038.84	166,411,241.58			
Balance of Disbursements Authorities as of to date	13,872,586,987.68	1,759,236,508.52	15,631,823,496.20			
	367,990,598.32	(367,990,598.32)	(0.00)			

Certified Correct:

GINA H. GONZALES, CPA
 Chief Accountant
 Acctg. Div. BFP-NHQ
 Date: _____

Recommending Approval:

JESUS P. FERNANDEZ, CESE
 SSUPT BFP
 Director for Comptrollership
 Date: _____

Approved by:

LEONARD R. BAÑAGO
 FIRE DIRECTOR (DSC)
 Chief, BFP
 Date: _____