

MONTHLY REPORT OF DISBURSEMENTS
As of December 2019
CONSOLIDATED


Department : Department of the Interior and Local Government (DILG)
 Agency : Bureau of Fire Protection (BFP)
 Operating Unit : REGION 1-12, CARAGA, BARMM, CAR, NCR & NHQ
 Organization Code (UACS) : 14 002 00 00000
 Funding Source Code (as clustered) : Fund Cluster 01 - Regular Agency Fund

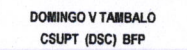
PARTICULARS	CURRENT YEAR BUDGET				PRIOR YEAR'S BUDGET								SUB-TOTAL	GRAND TOTAL				REMARKS		
	PS	MOOE	CO	TOTAL	PRIOR YEAR'S ACCOUNTS PAYABLE				CURRENT YEAR'S ACCOUNTS PAYABLE					TOTAL	PS	MOOE	CO		TOTAL	
					PS	MOOE	CO	Sub-Total	PS	MOOE	CO	Sub-Total								
1	2	3	5	6=(2+3+5)	7	8	10	11=(7+8+10)	12	13	15	16	17=(11+16)	18=(6+17)	23	24	25	27=(23+24+26)	28	
Notice of Cash Allocation (NCA)																				
MDS Checks Issued	206,008,200.00	419,096,549.17	70,838,197.05	695,742,946.22	6,197,539.66	10,868,281.19	2,078,671.75	19,164,492.60	-	159,583,114.78	199,148,648.66	368,731,763.44	377,896,256.04	1,073,639,202.26	212,205,739.66	589,567,945.14	271,865,617.46	1,073,639,202.26		
Advice to Debit Account	21,793,265,484.56	829,578,884.01	69,510,928.36	22,692,355,296.92	37,878,440.56	34,592,260.40	-	72,470,700.96	-	149,803,758.95	78,956,250.49	228,760,009.44	301,230,710.40	22,993,586,007.32	21,831,143,925.12	1,013,974,903.36	148,467,178.84	22,993,586,007.32		
Working Fund (NCA Issued to BTR)	-	-	-	-	-	-	-	-	-	-	-	-	-	-	-	-	-	-	-	
Tax Remittance Advices Issued (TRA)	696,090,833.32	32,640,282.46	8,268,373.97	736,999,489.75	-	2,209,337.03	118,398.96	2,327,705.99	-	18,178,107.75	10,598,963.22	28,777,069.97	31,104,766.96	768,104,256.71	696,090,833.32	53,027,727.24	18,985,696.15	768,104,256.71		
Capex Investment Ceiling (CDC)	-	-	-	-	-	-	-	-	-	-	-	-	-	-	-	-	-	-	-	
Administrative Authority (NCAA)	-	-	-	-	-	-	-	-	-	-	-	-	-	-	-	-	-	-	-	
Others (CDT, BTR Docs Stamp, etc.)	-	4,423,080.00	-	4,423,080.00	-	-	-	-	-	-	-	-	-	4,423,080.00	-	-	-	-	4,423,080.00	
TOTAL	22,696,364,517.88	1,285,738,795.64	148,417,499.37	24,129,520,812.89	44,075,980.22	47,689,878.62	2,197,040.71	93,962,899.55	-	327,564,981.48	288,703,852.37	616,268,833.85	710,231,733.40	24,839,752,546.29	22,739,440,498.10	1,660,993,656.74	439,318,392.45	24,839,752,546.29		


SUMMARY:

	Previous Report			This Month			As of Date		
	Previous Report	This Month	As of Date	Previous Report	This Month	As of Date	Previous Report	This Month	As of Date
Total Disbursement Authorities Received									
NCA	22,662,417,466.00	2,172,496,613.00	24,834,914,079.00	23,357,350,293.44	2,250,091,122.27	25,607,441,415.71	23,357,350,293.44	2,250,091,122.27	25,607,441,415.71
Working Fund	-	-	-	-	-	-	-	-	-
TRA	690,509,747.44	77,594,509.27	768,104,256.71	-	-	-	-	-	-
CDC	-	-	-	-	-	-	-	-	-
NCAA	-	-	-	-	-	-	-	-	-
Others (CDT, BTR Docs Stamp, etc.)	4,423,080.00	-	4,423,080.00	-	-	-	4,423,080.00	-	4,423,080.00
	23,357,350,293.44	2,250,091,122.27	25,607,441,415.71	23,357,350,293.44	2,250,091,122.27	25,607,441,415.71	23,357,350,293.44	2,250,091,122.27	25,607,441,415.71
Less: Notice of Transfer Allocations (NTA) Issued	-	-	-	-	-	-	-	-	-
Total Disbursement Authorities Available	23,357,350,293.44	2,250,091,122.27	25,607,441,415.71	23,357,350,293.44	2,250,091,122.27	25,607,441,415.71	23,357,350,293.44	2,250,091,122.27	25,607,441,415.71
Less: Lapsed NCA	761,771,046.19	5,917,823.23	767,688,869.42	761,771,046.19	5,917,823.23	767,688,869.42	761,771,046.19	5,917,823.23	767,688,869.42
Disbursements*	21,377,246,845.98	3,462,505,700.31	24,839,752,546.29	21,377,246,845.98	3,462,505,700.31	24,839,752,546.29	21,377,246,845.98	3,462,505,700.31	24,839,752,546.29
Balance of Disbursements Authorities as of to date	1,218,332,401.27	(1,218,332,401.27)	0.00	1,218,332,401.27	(1,218,332,401.27)	0.00	1,218,332,401.27	(1,218,332,401.27)	0.00

Breakdown of CY AP	Net		Tax		Gross	
	Net	Tax	Net	Tax	Gross	Tax
Continuing Appropriations	35,534,268.89	1,452,891.59	35,534,268.89	1,452,891.59	36,987,160.48	1,452,891.59
Not Yet Due & Demandable Ob.	581,957,503.99	27,324,169.38	581,957,503.99	27,324,169.38	609,281,673.37	27,324,169.38
Total	587,491,772.88	28,777,060.97	587,491,772.88	28,777,060.97	616,268,833.85	28,777,060.97

Certified Correct: 
 JIM ALYN T. TOLLEDO
 Chief Accountant
 Acctg Service, BFP-NHQ
 Date: _____

Recommending Approval: 
 DOMINGO V. TAMBALO
 CSUPT (DSC) BFP
 Chief Directorial Staff
 Date: _____

Approved By: 
 JOSE SEGUNDO EMBANG JR.
 CSUPT (DSC) BFP
 Officer-in-charge, BFP/
 OIC, Deputy Chief for Administration
 Date: _____